



**World Mixed Doubles Qualification Event 2022
Dumfries, Scotland**

18 - 26 November 2022

RESULTS SUMMARY

Final Standings

Rank	Team	Players	Gender	Group Rank	DSC
1	AUT - Austria	AUGUSTIN Hannah REICHEL Martin SCHROEDER Bjoern	F M C		
1	ESP - Spain	OTAEGI Oihane UNANUE Mikel WILLS David	F M C		
3	NED - Netherlands	BOMAS Lisenka GOESGENS Wouter LEIBBRANDT Shari	F M C		
3	TUR - Türkiye	YILDIZ Dilsat CAKIR Bilal Omer GULTEKIN Mehmet	F M C		
5	FIN - Finland	IMMONEN Lotta SIPILA Markus -	F M C		
5	NZL - New Zealand	SMITH Courtney HOOD Anton RAMSAY David	F M C		
7	CHN - China	SU Tingyu LI Menghua LI Guangxu	F M C		
7	FRA - France	SHEVCHUK Kseniya MERCIER Eddy MERCIER Thierry	F M C		
9	LAT - Latvia	BARONE Daina VEIDEMANIS Arnis -	F M C	B3	65.23 cm
10	KAZ - Kazakhstan	KOLYKHALOVA Yekaterina ZHUMAGOZHA Adil HARDER Armin	F M C	C3	69.07 cm
11	TPE - Chinese Taipei	CHOU Amanda LIU Brendon LIN Ting-Li	F M C	A3	90.74 cm
12	HKG - Hong Kong	HUNG Ling-Yue CHANG Jason COLLINS Rick	F M C	D3	96.42 cm
13	UKR - Ukraine	KOTOVA Anastasiia NIKOLOV Eduard LILL Erkki	F M C	D4	61.28 cm
14	LTU - Lithuania	JURKUTE Mintaute RYMEIKIS Paulius -	F M C	A4	70.19 cm

Final Standings

Rank	Team	Players	Gender	Group Rank	DSC
15	POL - Poland	WALCZAK Adela AUGUSTYNIAK Andrzej -	F M C	B4	71.83 cm
16	SLO - Slovenia	JERE Lea ZELINKA Gaber Bor ZELINKA Urban	F M C	C4	84.39 cm
17	IRL - Ireland	FYFE Alison WILSON John McCROSSAN Eoin	F M C	B5	69.13 cm
18	GUY - Guyana	HUSSAIN Farzana HUSAIN Rayad -	F M C	C5	79.86 cm
19	WAL - Wales	BEEVER Laura COOMBS Garry POUGHER Richard	F M C	A5	91.16 cm
20	SVK - Slovakia	MAKOVNIKOVA Slavka PITONAK Frantisek -	F M C	D5	106.01 cm
21	MEX - Mexico	PEREZ ANZURES Angelica COHEN Ramy GALLAUGHER Robbie	F M C	B6	82.91 cm
22	POR - Portugal	GALE SEIXEIRO April SEIXEIRO Steve SIMPSON Fiona	F M C	A6	86.46 cm
23	NGR - Nigeria	COLE Susana COLE T.J. GUMLEY Vicky	F M C	C6	116.79 cm
24	CRO - Croatia	BESTAK Petra PUFNIK Neven -	F M C	D6	180.84 cm
25	ROU - Romania	TRAILA Iulia COLIBAN Allen -	F M C	B7	66.14 cm
26	IND - India	PATEL Richa RAJU P. N. -	F M C	A7	86.97 cm

Note:
Team members are identified as follows:
F = Female, **M** = Male, **C** = Coach

Top 4 teams are qualified for the World Mixed Doubles Curling Championship 2023 in Gangneung, Korea

After Play-off Games 9 - 10

Competition Summary

Session	Date Time	Sheet A	Sheet B	Sheet C	Sheet D	Sheet E	Sheet F
Session 1	2 DEC 17:15	HKG 6-3 SVK	GUY 2-7 KAZ	AUT 3-13 FIN			CRO L-W ESP
Session 2	2 DEC 20:30	CHN 12-2 IND	NZL 8-7 IRL	POR 2-6 WAL	POL 5-9 NED	LTU 5-6 TPE	MEX 12-6 ROU
Session 3	3 DEC 9:00	AUT 9-1 KAZ		UKR 4-8 TUR	SLO 11-6 NGR	CRO 1-12 SVK	
Session 4	3 DEC 12:30	LTU 8-5 WAL	NED 4-8 NZL	CHN 10-4 TPE	LAT 7-3 POL	POR 3-5 FRA	ROU 7-8 IRL
Session 5	3 DEC 16:00	NGR 2-7 FIN	ESP 11-3 UKR		GUY 2-8 AUT		TUR 11-4 HKG
Session 6	3 DEC 19:30	IND 4-8 POR	POL 11-0 ROU	WAL 7-8 ^{EE} FRA	MEX 3-13 IRL	CHN 13-3 LTU	LAT 3-8 NED
Session 7	4 DEC 9:00	LAT 4-7 NZL	IND 1-11 FRA	POL 15-2 MEX	LTU 11-3 POR	NED 8-6 ^{EE} ROU	TPE 7-6 WAL
Session 8	4 DEC 12:30			KAZ 8-6 SLO	ESP 10-3 HKG	FIN 9-0 GUY	SVK 5-7 UKR
Session 9	4 DEC 16:00	IRL 5-6 POL	WAL 3-4 CHN	ROU 3-11 LAT	TPE 9-5 IND	NZL 7-1 MEX	FRA 6-4 LTU
Session 10	4 DEC 19:30	TUR 14-0 CRO	AUT 11-2 NGR	ESP 10-2 SVK	FIN 10-7 KAZ	HKG 8-6 UKR	GUY 6-12 SLO
Session 11	5 DEC 9:00	FRA 8-5 TPE	MEX 6-8 LAT	IRL 2-9 NED	ROU 2-11 NZL	WAL 7-5 IND	POR 5-7 CHN
Session 12	5 DEC 12:30		FIN 13-0 SLO	HKG 12-3 CRO		TUR 5-9 ESP	KAZ 10-4 NGR
Session 13	5 DEC 16:00	NED 12-2 MEX	TPE 7-9 POR	IND 2-7 LTU	FRA 6-8 CHN	IRL 4-6 LAT	NZL 8-3 POL
Session 14	5 DEC 19:30		SVK 5-9 TUR	NGR 9-13 GUY	UKR 17-2 CRO	SLO 2-7 AUT	
Play-off 1-4	6 DEC 10:00		AUT 13-10 ^{EE} CHN	NED 7-6 FIN	NZL 7-9 TUR	FRA 2-9 ESP	
Play-off 5-8	6 DEC 15:00		FIN 10-4 FRA	AUT 9-3 TUR	ESP 9-7 NED	CHN 5-6 NZL	
Play-off 9-10	7 DEC 10:00			NED 8-7 ^{EE} NZL	FIN 5-6 TUR		

Standings after Round Robin

Group A

Rank	Team	Games	Wins	Losses	
1	CHN - China	6	6	0	Q
2	FRA - France	6	5	1	Q
3	TPE - Chinese Taipei	6	3	3	w1
4	LTU - Lithuania	6	3	3	w0
5	WAL - Wales	6	2	4	w1
6	POR - Portugal	6	2	4	w0
7	IND - India	6	0	6	

Group B

Rank	Team	Games	Wins	Losses	
1	NZL - New Zealand	6	6	0	Q
2	NED - Netherlands	6	5	1	Q
3	LAT - Latvia	6	4	2	
4	POL - Poland	6	3	3	
5	IRL - Ireland	6	2	4	
6	MEX - Mexico	6	1	5	
7	ROU - Romania	6	0	6	

Group C

Rank	Team	Games	Wins	Losses	
1	FIN - Finland	5	5	0	Q
2	AUT - Austria	5	4	1	Q
3	KAZ - Kazakhstan	5	3	2	
4	SLO - Slovenia	5	2	3	
5	GUY - Guyana	5	1	4	
6	NGR - Nigeria	5	0	5	

Group D

Rank	Team	Games	Wins	Losses	
1	ESP - Spain	5	5	0	Q
2	TUR - Türkiye	5	4	1	Q
3	HKG - Hong Kong	5	3	2	
4	UKR - Ukraine	5	2	3	
5	SVK - Slovakia	5	1	4	
6	CRO - Croatia	5	0	5	

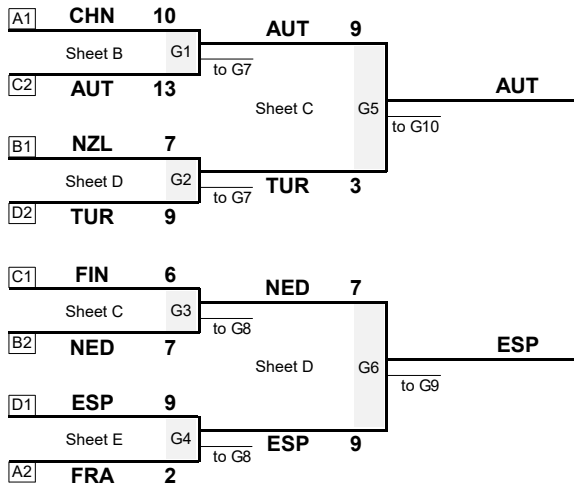
Competition Summary

Merged Group Standings

Rank Team	Round Robin Results		Rank Team	Round Robin Results		Rank Team	Round Robin Results				
	Group Rank	DSC		Group Rank	DSC		Group Rank	DSC			
1 ESP - Spain	D	1	39.19cm	10 KAZ - Kazakhstan	C	3	69.07cm	19 WAL - Wales	A	5	91.16cm
2 NZL - New Zealand	B	1	57.22cm	11 TPE - Chinese Taipei	A	3	90.74cm	20 SVK - Slovakia	D	5	106.01cm
3 CHN - China	A	1	72.50cm	12 HKG - Hong Kong	D	3	96.42cm	21 MEX - Mexico	B	6	82.91cm
4 FIN - Finland	C	1	75.96cm	13 UKR - Ukraine	D	4	61.28cm	22 POR - Portugal	A	6	86.46cm
5 NED - Netherlands	B	2	35.51cm	14 LTU - Lithuania	A	4	70.19cm	23 NGR - Nigeria	C	6	116.79cm
6 AUT - Austria	C	2	58.31cm	15 POL - Poland	B	4	71.83cm	24 CRO - Croatia	D	6	180.84cm
7 FRA - France	A	2	63.69cm	16 SLO - Slovenia	C	4	84.39cm	25 ROU - Romania	B	7	66.14cm
8 TUR - Türkiye	D	2	69.38cm	17 IRL - Ireland	B	5	69.13cm	26 IND - India	A	7	86.97cm
9 LAT - Latvia	B	3	65.23cm	18 GUY - Guyana	C	5	79.86cm				

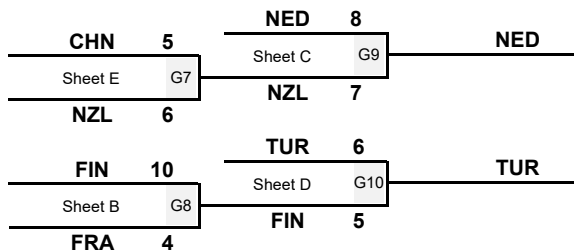
Play-offs Bracket

A-Road



Qualified for the
World Mixed Doubles Curling Championship 2023
in Gangneung, Korea

B-Road



Qualified for the
World Mixed Doubles Curling Championship 2023
in Gangneung, Korea

Legend:	
EE	Extra End
W	Win
L	Loss
wn	Number of wins (n) against tied teams
Q	Qualified for the play-offs

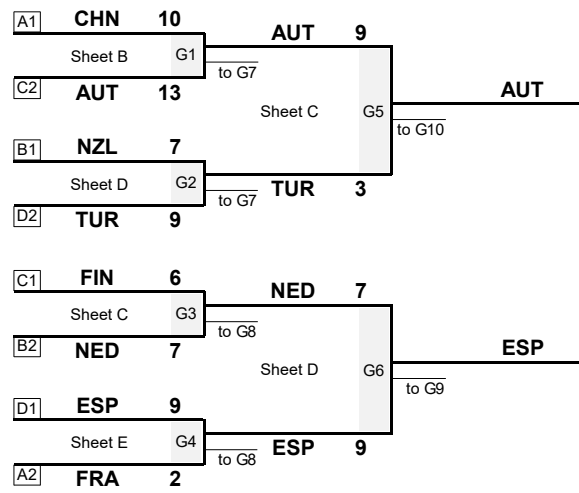


Session Results and Standings

Sheet	Game	Team	LSFE	1	2	3	4	5	6	7	8	Extra	Ends	Total
C	9	NED - Netherlands		0	2	0	2	1	1	1	0	1		8
	9	NZL - New Zealand	*	1	0	4	0	0	0	0	2	0		7
D	8	FIN - Finland		0	0	2	1	2	0	0	0			5
	8	TUR - Türkiye	*	1	2	0	0	0	1	1	1			6

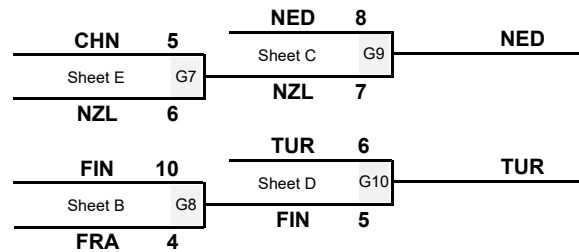
Play-offs Bracket

A-Road



Qualified for the
World Mixed Doubles Curling Championship 2023
in Gangneung, Korea

B-Road



Qualified for the
World Mixed Doubles Curling Championship 2023
in Gangneung, Korea

Legend:
 Power Play
 LSFE(*) Last Stone First End



After Play-off Games 9 - 10

Scoring Analysis

Team	Games	LSFE	Stolen Ends	Last Stone Eff.	PP Eff.	Points Scored						Total	Plus / Minus
						0	1	2	3	4	>4		
FIN	For	4	24	47%	50%	0	15	16	5	0	2	73	+44
	Against	4	5			1	10	5	3	0	0	29	
ESP	For	7	13	63%	67%	0	10	9	1	3	3	58	+36
	Against	0	6			0	9	5	1	0	0	22	
AUT	For	3	17	56%	0%	0	11	10	8	0	1	60	+27
	Against	4	5			0	7	7	1	1	1	33	
CHN	For	5	11	65%	75%	0	11	14	3	4	1	69	+27
	Against	3	4			2	12	11	1	0	1	42	
NZL	For	5	18	52%	86%	0	19	16	2	3	0	69	+26
	Against	4	7			0	17	7	4	0	0	43	
NED	For	6	15	45%	17%	0	23	12	1	3	2	72	+24
	Against	3	7			0	15	9	2	1	1	48	
TUR	For	4	19	40%	57%	0	15	13	5	1	1	65	+22
	Against	4	9			0	7	13	2	1	0	43	
POL	For	3	8	35%	0%	0	11	5	1	1	3	43	+12
	Against	3	10			0	15	6	0	1	0	31	
LAT	For	2	11	39%	60%	0	13	7	4	0	0	39	+8
	Against	4	5			0	11	6	1	0	1	31	
FRA	For	2	13	35%	25%	1	15	8	5	1	0	50	+3
	Against	6	10			0	15	12	1	0	1	47	
LTU	For	4	9	36%	50%	0	11	9	3	0	0	38	+3
	Against	2	8			1	10	4	3	2	0	35	
UKR	For	4	8	37%	80%	0	10	6	0	1	2	37	+3
	Against	1	8			0	10	4	0	4	0	34	
KAZ	For	4	9	22%	75%	0	12	3	5	0	0	33	+2
	Against	1	7			0	11	1	4	0	1	31	
HKG	For	1	7	33%	50%	0	10	4	1	3	0	33	0
	Against	4	7			0	10	6	2	0	1	33	
IRL	For	2	4	33%	50%	0	11	3	2	4	0	39	0
	Against	4	8			0	13	8	2	1	0	39	
WAL	For	2	10	40%	33%	2	15	8	1	0	0	34	0
	Against	4	6			0	12	8	2	0	0	34	
TPE	For	4	9	33%	100%	0	14	6	4	0	0	38	-5
	Against	2	9			0	8	7	4	1	1	43	
SVK	For	2	5	29%	25%	0	6	5	1	2	0	27	-6
	Against	3	12			0	15	5	1	0	1	33	
SLO	For	2	9	13%		0	7	4	2	1	1	31	-9
	Against	3	10			0	9	2	6	1	1	40	
POR	For	3	8	12%	25%	0	10	5	2	1	0	30	-10
	Against	3	15			0	16	6	4	0	0	40	

Scoring Analysis

Team	Games	LSFE	Stolen Ends	Last Stone Eff.	PP Eff.	Points Scored						Total	Plus / Minus
						0	1	2	3	4	>4		
GUY	For	3	1	25%	40%	0	2	3	2	1	1	23	-22
	Against	2	16			0	12	8	2	0	2	45	
NGR	For	1	1	16%	67%	0	8	1	1	0	2	23	-29
	Against	4	14			0	8	10	5	1	1	52	
IND	For	3	3	12%	20%	1	9	2	2	0	0	19	-35
	Against	3	15			0	12	8	6	2	0	54	
MEX	For	5	4	20%	17%	0	9	3	1	2	0	26	-35
	Against	1	14			0	10	5	2	5	3	61	
ROU	For	1	3	30%	33%	0	8	5	2	0	0	24	-37
	Against	5	11			0	11	8	3	5	1	61	
CRO	For	0	0	6%		0	4	1	0	0	0	6	-49
	Against	5	11			0	4	7	2	5	2	55	
Total	82		239			4	289	178	64	31	19	1'059	

Note:

Stolen ends are the ends won without the last stone advantage.
Last Stone Efficiency: Scoring two or more points with last stone advantage.
Power Play Efficiency: Scoring two or more points by the team calling a Power Play.

Legend:

>4 More than four points scored **Eff.** Efficiency **LSFE** Last Stone First End
PP Power Play

Summary of Big Ends

Points Scored	By	Against	Session	End	Game Result
6	FIN - Finland	KAZ - Kazakhstan	10	6	10 : 7
6	SLO - Slovenia	GUY - Guyana	10	3	12 : 6
6	UKR - Ukraine	CRO - Croatia	14	1	17 : 2
5	ESP - Spain	NED - Netherlands	PO2	7	9 : 7
5	ESP - Spain	FRA - France	PO1	1	9 : 2
5	ESP - Spain	SVK - Slovakia	10	1	10 : 2
5	POL - Poland	MEX - Mexico	7	6	15 : 2
5	POL - Poland	MEX - Mexico	7	4	15 : 2
5	POL - Poland	ROU - Romania	6	1	11 : 0
5	NED - Netherlands	MEX - Mexico	13	4	12 : 2
5	NED - Netherlands	LAT - Latvia	6	1	8 : 3
5	NGR - Nigeria	GUY - Guyana	14	5	9 : 13
5	NGR - Nigeria	SLO - Slovenia	3	7	6 : 11
5	AUT - Austria	CHN - China	PO1	6	13 : 10
5	CHN - China	TPE - Chinese Taipei	4	3	10 : 4
5	FIN - Finland	AUT - Austria	1	1	13 : 3
5	GUY - Guyana	NGR - Nigeria	14	6	13 : 9
5	TUR - Türkiye	HKG - Hong Kong	5	1	11 : 4
5	UKR - Ukraine	CRO - Croatia	14	4	17 : 2
4	CHN - China	AUT - Austria	PO1	5	10 : 13
4	CHN - China	LTU - Lithuania	6	5	13 : 3
4	CHN - China	LTU - Lithuania	6	3	13 : 3
4	CHN - China	IND - India	2	1	12 : 2
4	IRL - Ireland	MEX - Mexico	6	6	13 : 3
4	IRL - Ireland	MEX - Mexico	6	4	13 : 3
4	IRL - Ireland	MEX - Mexico	6	2	13 : 3
4	IRL - Ireland	ROU - Romania	4	3	8 : 7
4	ESP - Spain	TUR - Türkiye	12	7	9 : 5
4	ESP - Spain	UKR - Ukraine	5	4	11 : 3
4	ESP - Spain	UKR - Ukraine	5	1	11 : 3
4	HKG - Hong Kong	CRO - Croatia	12	3	12 : 3
4	HKG - Hong Kong	CRO - Croatia	12	1	12 : 3
4	HKG - Hong Kong	UKR - Ukraine	10	6	8 : 6
4	NED - Netherlands	MEX - Mexico	13	6	12 : 2
4	NED - Netherlands	IRL - Ireland	11	1	9 : 2
4	NED - Netherlands	POL - Poland	2	7	9 : 5
4	NZL - New Zealand	NED - Netherlands	PO3	3	7 : 8
4	NZL - New Zealand	ROU - Romania	11	3	11 : 2

Summary of Big Ends

Points Scored	By	Against	Session	End	Game Result
4	NZL - New Zealand	ROU - Romania	11	1	11: 2
4	MEX - Mexico	ROU - Romania	2	6	12: 6
4	MEX - Mexico	ROU - Romania	2	4	12: 6
4	SVK - Slovakia	UKR - Ukraine	8	6	5: 7
4	SVK - Slovakia	CRO - Croatia	3	4	12: 1
4	FRA - France	IND - India	7	5	11: 1
4	GUY - Guyana	SLO - Slovenia	10	6	6: 12
4	POL - Poland	MEX - Mexico	7	1	15: 2
4	POR - Portugal	TPE - Chinese Taipei	13	3	9: 7
4	SLO - Slovenia	NGR - Nigeria	3	3	11: 6
4	TUR - Türkiye	CRO - Croatia	10	1	14: 0
4	UKR - Ukraine	CRO - Croatia	14	6	17: 2

Note:
Big ends are defined as ends with a score of four or more points.

Legend:
PO1 Play-off Games 1-4 **PO2** Play-off Games 5-8 **PO3** Play-off Games 9-10



Power Play Analysis

Team	Games	Number of Power Plays	Points Scored in Power Play							Total	Average Score in Power Play
			<0	0/X	1	2	3	4	>4		
ESP	7	3	0	0	1	0	0	1	1	10	+3.3
NGR	5	3	0	0	1	0	1	0	1	9	+3.0
TPE	6	5	0	0	0	2	3	0	0	13	+2.6
KAZ	5	4	0	0	1	0	3	0	0	10	+2.5
FIN	8	5	1	1	1	1	0	0	1	8	+2.0
UKR	5	5	1	0	0	3	0	0	1	10	+2.0
LAT	6	5	0	0	2	2	1	0	0	9	+1.8
CHN	8	5	0	1	1	3	0	0	0	7	+1.8
NZL	9	7	1	0	0	5	1	0	0	12	+1.7
TUR	8	7	0	0	3	3	1	0	0	12	+1.7
NED	9	6	1	0	4	0	0	1	0	7	+1.2
LTU	6	4	1	0	1	2	0	0	0	4	+1.0
IRL	6	6	3	0	0	2	0	1	0	5	+0.8
GUY	5	5	2	0	1	1	0	0	1	4	+0.8
HKG	5	4	1	0	1	2	0	0	0	3	+0.8
IND	6	5	1	1	2	0	1	0	0	3	+0.6
POR	6	5	2	1	1	0	1	0	0	2	+0.5
ROU	6	6	2	0	2	1	1	0	0	3	+0.5
AUT	7	3	1	0	2	0	0	0	0	1	+0.3
WAL	6	3	1	0	1	1	0	0	0	1	+0.3
FRA	8	6	2	2	1	1	0	0	0	0	0.0
SVK	5	4	3	0	0	0	0	1	0	0	0.0
MEX	6	6	3	0	2	0	0	1	0	-3	-0.5
POL	6	4	3	0	1	0	0	0	0	-2	-0.5



Power Play Analysis

Team	Games	Number of Power Plays	Points Scored in Power Play							Average Score in Power Play	
			<0	0/X	1	2	3	4	>4		
CRO	5	0	0	0	0	0	0	0	0	0	
SLO	5	1	0	0	0	0	0	0	0	0	
Total	82	117	29	6	29	29	13	5	5	128	+1.2

Note:
Power Play can be used once per game by each team and only when the team has the last stone advantage. Power Play cannot be used in extra ends.

Legend:
<0 Ends scored by the opponent team >4 More than four points scored X Unfinished end due to concession

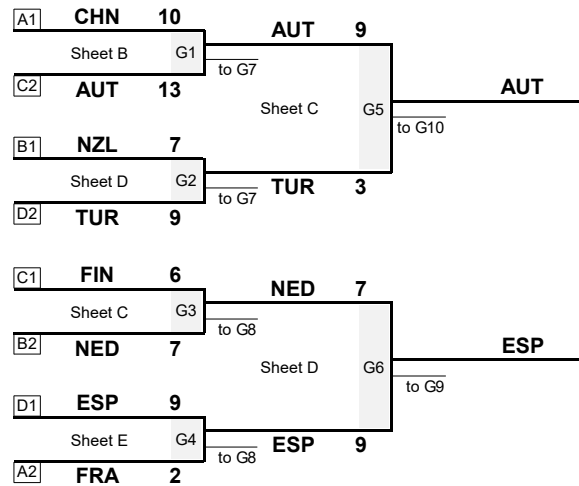


Session Results and Standings

Sheet	Game	Team	LSFE	1	2	3	4	5	6	7	8	Extra Ends	Total
B	7	FIN - Finland	*	3	0	0	1	0	2	2	2		10
	8	FRA - France		0	3	1	0	0	0	0	0		4
C	7	AUT - Austria	*	2	2	3	0	0	2	X	X		9
	7	TUR - Türkiye		0	0	0	2	1	0	X	X		3
D	7	ESP - Spain	*	0	2	0	0	2	0	5	0		9
	8	NED - Netherlands		1	0	1	1	0	3	0	1		7
E	8	CHN - China	*	1	0	2	1	0	0	1	0		5
	8	NZL - New Zealand		0	1	0	0	2	1	0	2		6

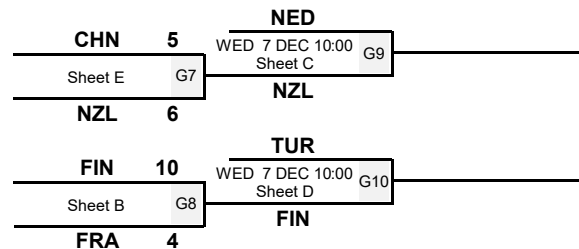
Play-offs Bracket

A-Road



Qualified for the
World Mixed Doubles Curling Championship 2023
in Gangneung, Korea

B-Road



Qualified for the
World Mixed Doubles Curling Championship 2023
in Gangneung, Korea

Legend:	<input type="checkbox"/> Power Play	LSFE(*) Last Stone First End	X Unplayed/unfinished end due to concession
----------------	-------------------------------------	-------------------------------------	--

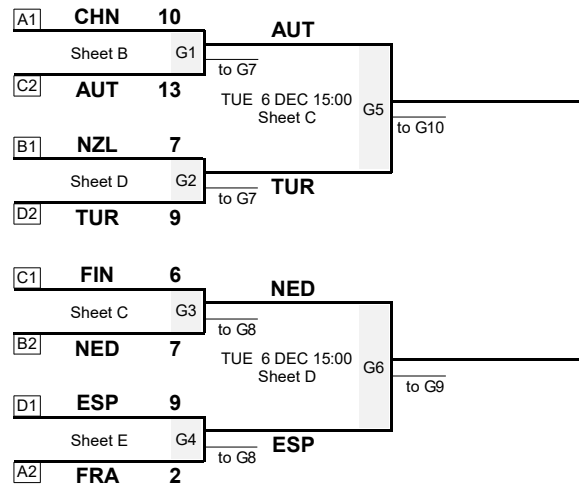


Session Results and Standings

Sheet	Game	Team	LSFE	1	2	3	4	5	6	7	8	Extra	Ends	Total
B	6	AUT - Austria		0	0	2	2	0	5	0	1	3		13
	7	CHN - China	*	2	2	0	0	4	0	2	0	0		10
C	7	NED - Netherlands	*	0	2	0	2	0	2	0	1			7
	6	FIN - Finland		2	0	2	0	1	0	1	0			6
D	7	NZL - New Zealand	*	1	2	0	2	0	2	0	0			7
	6	TUR - Türkiye		0	0	3	0	3	0	2	1			9
E	7	FRA - France		0	0	0	1	1	0	X	X			2
	6	ESP - Spain	*	5	2	1	0	0	1	X	X			9

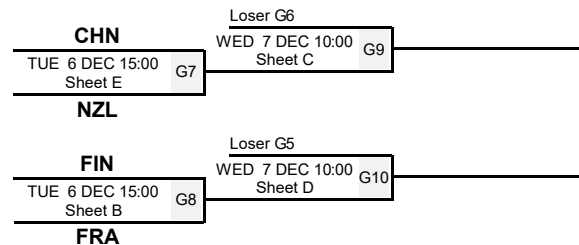
Play-offs Bracket

A-Road



Qualified for the
World Mixed Doubles Curling Championship 2023
in Gangneung, Korea

B-Road



Qualified for the
World Mixed Doubles Curling Championship 2023
in Gangneung, Korea

Legend:	<input type="checkbox"/> Power Play	LSFE(*) Last Stone First End	X Unplayed/unfinished end due to concession
----------------	-------------------------------------	-------------------------------------	--

Competition Matrix

Group A

Team	CHN	FRA	IND	LTU	POR	TPE	WAL
CHN		8 - 6	12 - 2	13 - 3	7 - 5	10 - 4	4 - 3
FRA	6 - 8		11 - 1	6 - 4	5 - 3	8 - 5	8 - 7
IND	2 - 12	1 - 11		2 - 7	4 - 8	5 - 9	5 - 7
LTU	3 - 13	4 - 6	7 - 2		11 - 3	5 - 6	8 - 5
POR	5 - 7	3 - 5	8 - 4	3 - 11		9 - 7	2 - 6
TPE	4 - 10	5 - 8	9 - 5	6 - 5	7 - 9		7 - 6
WAL	3 - 4	7 - 8	7 - 5	5 - 8	6 - 2	6 - 7	

Standings after Round Robin

Rank	Team	Games	Wins	Losses	
1	CHN - China	6	6	0	Q
2	FRA - France	6	5	1	Q
3	TPE - Chinese Taipei	6	3	3	w1
4	LTU - Lithuania	6	3	3	w0
5	WAL - Wales	6	2	4	w1
6	POR - Portugal	6	2	4	w0
7	IND - India	6	0	6	

Competition Matrix

Group B

Team	IRL	LAT	MEX	NED	NZL	POL	ROU
IRL		4 - 6	13 - 3	2 - 9	7 - 8	5 - 6	8 - 7
LAT	6 - 4		8 - 6	3 - 8	4 - 7	7 - 3	11 - 3
MEX	3 - 13	6 - 8		2 - 12	1 - 7	2 - 15	12 - 6
NED	9 - 2	8 - 3	12 - 2		4 - 8	9 - 5	8 - 6
NZL	8 - 7	7 - 4	7 - 1	8 - 4		8 - 3	11 - 2
POL	6 - 5	3 - 7	15 - 2	5 - 9	3 - 8		11 - 0
ROU	7 - 8	3 - 11	6 - 12	6 - 8	2 - 11	0 - 11	

Standings after Round Robin

Rank	Team	Games	Wins	Losses	
1	NZL - New Zealand	6	6	0	Q
2	NED - Netherlands	6	5	1	Q
3	LAT - Latvia	6	4	2	
4	POL - Poland	6	3	3	
5	IRL - Ireland	6	2	4	
6	MEX - Mexico	6	1	5	
7	ROU - Romania	6	0	6	

Competition Matrix

Group C

Team	AUT	FIN	GUY	KAZ	NGR	SLO
AUT		3 - 13	8 - 2	9 - 1	11 - 2	7 - 2
FIN	13 - 3		9 - 0	10 - 7	7 - 2	13 - 0
GUY	2 - 8	0 - 9		2 - 7	13 - 9	6 - 12
KAZ	1 - 9	7 - 10	7 - 2		10 - 4	8 - 6
NGR	2 - 11	2 - 7	9 - 13	4 - 10		6 - 11
SLO	2 - 7	0 - 13	12 - 6	6 - 8	11 - 6	

Standings after Round Robin

Rank	Team	Games	Wins	Losses	
1	FIN - Finland	5	5	0	Q
2	AUT - Austria	5	4	1	Q
3	KAZ - Kazakhstan	5	3	2	
4	SLO - Slovenia	5	2	3	
5	GUY - Guyana	5	1	4	
6	NGR - Nigeria	5	0	5	

Competition Matrix

Group D

Team	CRO	ESP	HKG	SVK	TUR	UKR
CRO		L - W	3 - 12	1 - 12	0 - 14	2 - 17
ESP	W - L		10 - 3	10 - 2	9 - 5	11 - 3
HKG	12 - 3	3 - 10		6 - 3	4 - 11	8 - 6
SVK	12 - 1	2 - 10	3 - 6		5 - 9	5 - 7
TUR	14 - 0	5 - 9	11 - 4	9 - 5		8 - 4
UKR	17 - 2	3 - 11	6 - 8	7 - 5	4 - 8	

Standings after Round Robin

Rank	Team	Games	Wins	Losses	
1	ESP - Spain	5	5	0	Q
2	TUR - Türkiye	5	4	1	Q
3	HKG - Hong Kong	5	3	2	
4	UKR - Ukraine	5	2	3	
5	SVK - Slovakia	5	1	4	
6	CRO - Croatia	5	0	5	

Legend:

L Loss

Q Qualified for the play-offs

W Win

wn Number of wins (n) against tied teams

After Round Robin

Draw Shot Challenge by Group

Group A		Stone Rotation	Last Stone Draw in each Round Robin Game						DSC
Rank	Team		1	2	3	4	5	6	
1	FRA - France	↻	76.5	66.4	53.9	80.7	50.9	124.7	63.69cm
		↻	199.6	157.3	47.3	27.6	12.6	49.3	
2	LTU - Lithuania	↻	199.6	48.6	79.2	11.0	11.6	91.1	70.19cm
		↻	199.6	22.5	199.6	10.4	49.2	171.6	
3	CHN - China	↻	84.9	6.5	16.1	62.9	199.6	14.4	72.50cm
		↻	19.4	115.6	33.2	199.6	114.3	32.7	
4	POR - Portugal	↻	43.8	52.2	73.1	54.7	128.2	75.9	86.46cm
		↻	43.7	183.9	157.5	124.7	100.2	145.6	
5	IND - India	↻	70.5	28.6	14.1	150.0	99.8	199.6	86.97cm
		↻	199.6	105.5	71.9	42.7	199.6	183.5	
6	TPE - Chinese Taipei	↻	82.4	52.3	76.4	199.6	108.2	63.5	90.74cm
		↻	130.2	21.5	73.1	172.5	100.1	104.5	
7	WAL - Wales	↻	35.7	151.9	53.3	176.7	96.2	52.3	91.16cm
		↻	76.5	63.5	199.6	67.1	99.5	26.2	

Group B		Stone Rotation	Last Stone Draw in each Round Robin Game						DSC
Rank	Team		1	2	3	4	5	6	
1	NED - Netherlands	↻	54.6	7.5	9.2	37.1	77.2	38.3	35.51cm
		↻	43.6	8.8	46.0	35.6	199.6	127.0	
2	NZL - New Zealand	↻	140.3	78.7	52.0	58.4	110.2	28.1	57.22cm
		↻	52.7	30.6	37.8	77.3	17.3	128.7	
3	LAT - Latvia	↻	199.6	70.5	131.6	39.5	49.6	97.4	65.23cm
		↻	39.8	34.9	96.0	37.6	87.6	22.0	
4	ROU - Romania	↻	95.1	199.6	79.3	199.6	33.8	115.0	66.14cm
		↻	41.6	72.7	34.5	31.3	7.4	49.0	
5	IRL - Ireland	↻	44.2	118.5	11.9	104.2	199.6	199.6	69.13cm
		↻	12.4	37.8	154.5	37.7	101.0	10.9	
6	POL - Poland	↻	181.4	155.7	28.8	199.6	23.8	57.6	71.83cm
		↻	178.5	15.0	16.5	35.6	11.2	199.6	
7	MEX - Mexico	↻	91.7	30.5	35.2	45.0	199.6	115.0	82.91cm
		↻	199.6	66.3	61.4	80.5	136.0	43.4	

Draw Shot Challenge by Group

Group C		Stone Rotation	Last Stone Draw in each Round Robin Game					DSC
Rank	Team		1	2	3	4	5	
1	AUT - Austria	↻	60.6	89.3	48.7	19.7	41.9	58.31cm
		↻	126.5	103.0	23.6	11.5	152.7	
2	KAZ - Kazakhstan	↻	199.6	111.9	86.6	50.2	46.5	69.07cm
		↻	142.4	30.7	118.4	18.4	16.5	
3	FIN - Finland	↻	48.2	199.6	126.5	132.4	22.7	75.96cm
		↻	95.3	8.1	32.3	152.9	65.2	
4	GUY - Guyana	↻	90.8	184.9	69.8	63.0	21.2	79.86cm
		↻	59.4	36.7	150.1	86.0	141.7	
5	SLO - Slovenia	↻	129.7	56.1	95.7	21.5	143.1	84.39cm
		↻	43.6	199.6	199.6	29.7	40.5	
6	NGR - Nigeria	↻	45.3	199.6	199.6	132.1	18.7	116.79cm
		↻	99.3	199.6	108.3	48.6	199.6	

Group D		Stone Rotation	Last Stone Draw in each Round Robin Game					DSC
Rank	Team		1	2	3	4	5	
1	ESP - Spain	↻	25.0	34.6	45.9	36.2	31.8	39.19cm
		↻	35.9	48.3	67.0	175.2	28.0	
2	UKR - Ukraine	↻	59.7	22.3	133.3	46.6	92.9	61.28cm
		↻	111.9	166.8	21.6	30.0	33.2	
3	TUR - Türkiye	↻	98.5	4.2	29.4	47.4	33.2	69.38cm
		↻	107.7	89.6	139.3	120.3	94.1	
4	HKG - Hong Kong	↻	199.6	199.6	25.8	57.7	28.1	96.42cm
		↻	83.0	26.7	199.6	121.8	125.5	
5	SVK - Slovakia	↻	60.2	150.4	199.6	33.8	127.4	106.01cm
		↻	199.6	142.4	28.4	199.6	12.3	
6	CRO - Croatia	↻	199.6	199.6	36.6	193.8	199.6	180.84cm
		↻	199.6	199.6	199.6	199.6	199.6	

Note:
The Draw Shot Challenge (DSC) is the average distance of all the individual Last Stone Draws (LSD), which were delivered by a team during the round robin. Since the groups are of differing sizes, to ensure the DSC is calculated the same way, only the LSDs from the first 'equal number' of games will be used. The least favourable result will be eliminated before calculating the average distance. The team with the lesser DSC receives the higher ranking. If the DSCs are equal then the team with the best non-equal counting LSD receives the higher ranking. In the case where all counting LSDs are equal, the team ranked higher in the official WCF World Rankings is ranked higher.

Legend:
↻ Clockwise ↻ Counter-clockwise **DSC** Draw Shot Challenge

Scoring Analysis

Team	Games	LSFE	Stolen Ends	Last Stone Eff.	PP Eff.	Points Scored						Total	Plus / Minus
						0	1	2	3	4	>4		
FIN	For	3	18	67%	100%	0	11	9	4	0	2	52	+40
	Against	2	1			0	4	1	2	0	0	12	
CHN	For	3	9	76%	100%	0	8	10	3	3	1	54	+31
	Against	3	1			2	9	7	0	0	0	23	
NZL	For	3	16	60%	100%	0	15	10	2	2	0	49	+28
	Against	3	2			0	9	3	2	0	0	21	
ESP	For	5	11	73%	100%	0	8	6	1	3	1	40	+27
	Against	0	3			0	3	5	0	0	0	13	
TUR	For	3	14	43%	50%	0	9	10	3	1	1	47	+25
	Against	2	4			0	5	5	1	1	0	22	
NED	For	5	10	41%	25%	0	14	7	0	3	2	50	+24
	Against	1	6			0	12	4	2	0	0	26	
AUT	For	2	13	55%	0%	0	10	5	6	0	0	38	+18
	Against	3	3			0	6	3	1	0	1	20	
FRA	For	2	11	42%	50%	0	12	8	4	1	0	44	+16
	Against	4	5			0	12	8	0	0	0	28	
POL	For	3	8	35%	0%	0	11	5	1	1	3	43	+12
	Against	3	10			0	15	6	0	1	0	31	
LAT	For	2	11	39%	60%	0	13	7	4	0	0	39	+8
	Against	4	5			0	11	6	1	0	1	31	
LTU	For	4	9	36%	50%	0	11	9	3	0	0	38	+3
	Against	2	8			1	10	4	3	2	0	35	
UKR	For	4	8	37%	80%	0	10	6	0	1	2	37	+3
	Against	1	8			0	10	4	0	4	0	34	
KAZ	For	4	9	22%	75%	0	12	3	5	0	0	33	+2
	Against	1	7			0	11	1	4	0	1	31	
HKG	For	1	7	33%	50%	0	10	4	1	3	0	33	0
	Against	4	7			0	10	6	2	0	1	33	
IRL	For	2	4	33%	50%	0	11	3	2	4	0	39	0
	Against	4	8			0	13	8	2	1	0	39	
WAL	For	2	10	40%	33%	2	15	8	1	0	0	34	0
	Against	4	6			0	12	8	2	0	0	34	
TPE	For	4	9	33%	100%	0	14	6	4	0	0	38	-5
	Against	2	9			0	8	7	4	1	1	43	
SVK	For	2	5	29%	25%	0	6	5	1	2	0	27	-6
	Against	3	12			0	15	5	1	0	1	33	
SLO	For	2	9	13%		0	7	4	2	1	1	31	-9
	Against	3	10			0	9	2	6	1	1	40	
POR	For	3	8	12%	25%	0	10	5	2	1	0	30	-10
	Against	3	15			0	16	6	4	0	0	40	

Scoring Analysis

Team	Games	LSFE	Stolen Ends	Last Stone Eff.	PP Eff.	Points Scored						Total	Plus / Minus
						0	1	2	3	4	>4		
GUY	For	3	1	25%	40%	0	2	3	2	1	1	23	-22
	Against	2	16			0	12	8	2	0	2	45	
NGR	For	1	1	16%	67%	0	8	1	1	0	2	23	-29
	Against	4	14			0	8	10	5	1	1	52	
IND	For	3	3	12%	20%	1	9	2	2	0	0	19	-35
	Against	3	15			0	12	8	6	2	0	54	
MEX	For	5	4	20%	17%	0	9	3	1	2	0	26	-35
	Against	1	14			0	10	5	2	5	3	61	
ROU	For	1	3	30%	33%	0	8	5	2	0	0	24	-37
	Against	5	11			0	11	8	3	5	1	61	
CRO	For	0	0	6%		0	4	1	0	0	0	6	-49
	Against	5	11			0	4	7	2	5	2	55	
Total	72		211			3	257	145	57	29	16	917	

Note:

Stolen ends are the ends won without the last stone advantage.
Last Stone Efficiency: Scoring two or more points with last stone advantage.
Power Play Efficiency: Scoring two or more points by the team calling a Power Play.

Legend:

>4 More than four points scored **Eff.** Efficiency **LSFE** Last Stone First End
PP Power Play

Summary of Big Ends

Points Scored	By	Against	Session	End	Game Result
6	FIN - Finland	KAZ - Kazakhstan	10	6	10 : 7
6	SLO - Slovenia	GUY - Guyana	10	3	12 : 6
6	UKR - Ukraine	CRO - Croatia	14	1	17 : 2
5	POL - Poland	MEX - Mexico	7	6	15 : 2
5	POL - Poland	MEX - Mexico	7	4	15 : 2
5	POL - Poland	ROU - Romania	6	1	11 : 0
5	NED - Netherlands	MEX - Mexico	13	4	12 : 2
5	NED - Netherlands	LAT - Latvia	6	1	8 : 3
5	NGR - Nigeria	GUY - Guyana	14	5	9 : 13
5	NGR - Nigeria	SLO - Slovenia	3	7	6 : 11
5	CHN - China	TPE - Chinese Taipei	4	3	10 : 4
5	ESP - Spain	SVK - Slovakia	10	1	10 : 2
5	FIN - Finland	AUT - Austria	1	1	13 : 3
5	GUY - Guyana	NGR - Nigeria	14	6	13 : 9
5	TUR - Türkiye	HKG - Hong Kong	5	1	11 : 4
5	UKR - Ukraine	CRO - Croatia	14	4	17 : 2
4	IRL - Ireland	MEX - Mexico	6	6	13 : 3
4	IRL - Ireland	MEX - Mexico	6	4	13 : 3
4	IRL - Ireland	MEX - Mexico	6	2	13 : 3
4	IRL - Ireland	ROU - Romania	4	3	8 : 7
4	CHN - China	LTU - Lithuania	6	5	13 : 3
4	CHN - China	LTU - Lithuania	6	3	13 : 3
4	CHN - China	IND - India	2	1	12 : 2
4	ESP - Spain	TUR - Türkiye	12	7	9 : 5
4	ESP - Spain	UKR - Ukraine	5	4	11 : 3
4	ESP - Spain	UKR - Ukraine	5	1	11 : 3
4	HKG - Hong Kong	CRO - Croatia	12	3	12 : 3
4	HKG - Hong Kong	CRO - Croatia	12	1	12 : 3
4	HKG - Hong Kong	UKR - Ukraine	10	6	8 : 6
4	NED - Netherlands	MEX - Mexico	13	6	12 : 2
4	NED - Netherlands	IRL - Ireland	11	1	9 : 2
4	NED - Netherlands	POL - Poland	2	7	9 : 5
4	MEX - Mexico	ROU - Romania	2	6	12 : 6
4	MEX - Mexico	ROU - Romania	2	4	12 : 6
4	NZL - New Zealand	ROU - Romania	11	3	11 : 2
4	NZL - New Zealand	ROU - Romania	11	1	11 : 2
4	SVK - Slovakia	UKR - Ukraine	8	6	5 : 7
4	SVK - Slovakia	CRO - Croatia	3	4	12 : 1



Summary of Big Ends

Points Scored	By	Against	Session	End	Game Result
4	FRA - France	IND - India	7	5	11 : 1
4	GUY - Guyana	SLO - Slovenia	10	6	6 : 12
4	POL - Poland	MEX - Mexico	7	1	15 : 2
4	POR - Portugal	TPE - Chinese Taipei	13	3	9 : 7
4	SLO - Slovenia	NGR - Nigeria	3	3	11 : 6
4	TUR - Türkiye	CRO - Croatia	10	1	14 : 0
4	UKR - Ukraine	CRO - Croatia	14	6	17 : 2

Note:
Big ends are defined as ends with a score of four or more points.



After Round Robin

Power Play Analysis

Team	Games	Number of Power Plays	Points Scored in Power Play							Total	Average Score in Power Play
			<0	0/X	1	2	3	4	>4		
FIN	5	2	0	1	0	0	0	0	1	6	+6.0
ESP	5	1	0	0	0	0	0	1	0	4	+4.0
NGR	5	3	0	0	1	0	1	0	1	9	+3.0
TPE	6	5	0	0	0	2	3	0	0	13	+2.6
KAZ	5	4	0	0	1	0	3	0	0	10	+2.5
NZL	6	4	0	0	0	3	1	0	0	9	+2.3
CHN	6	3	0	1	0	2	0	0	0	4	+2.0
UKR	5	5	1	0	0	3	0	0	1	10	+2.0
LAT	6	5	0	0	2	2	1	0	0	9	+1.8
TUR	5	4	0	0	2	1	1	0	0	7	+1.8
FRA	6	4	0	2	1	1	0	0	0	3	+1.5
NED	6	4	1	0	2	0	0	1	0	5	+1.3
LTU	6	4	1	0	1	2	0	0	0	4	+1.0
IRL	6	6	3	0	0	2	0	1	0	5	+0.8
GUY	5	5	2	0	1	1	0	0	1	4	+0.8
HKG	5	4	1	0	1	2	0	0	0	3	+0.8
IND	6	5	1	1	2	0	1	0	0	3	+0.6
POR	6	5	2	1	1	0	1	0	0	2	+0.5
ROU	6	6	2	0	2	1	1	0	0	3	+0.5
WAL	6	3	1	0	1	1	0	0	0	1	+0.3
AUT	5	2	1	0	1	0	0	0	0	0	0.0
SVK	5	4	3	0	0	0	0	1	0	0	0.0
MEX	6	6	3	0	2	0	0	1	0	-3	-0.5
POL	6	4	3	0	1	0	0	0	0	-2	-0.5



Power Play Analysis

Team	Games	Number of Power Plays	Points Scored in Power Play							Total	Average Score in Power Play
			<0	0/X	1	2	3	4	>4		
CRO	5	0	0	0	0	0	0	0	0	0	
SLO	5	1	0	0	0	0	0	0	0	0	
Total	72	99	25	6	22	23	13	5	4	109	+1.2

Note:
Power Play can be used once per game by each team and only when the team has the last stone advantage. Power Play cannot be used in extra ends.

Legend:
<0 Ends scored by the opponent team >4 More than four points scored X Unfinished end due to concession

MON 5 DEC 2022
Start Time 19:30

Round Robin Session 14

Session Results and Standings

Sheet	Game	Team	LSFE	1	2	3	4	5	6	7	8	Extra Ends	Total
B	5	SVK - Slovakia		1	0	2	0	0	2	0	0		5
	5	TUR - Türkiye	*	0	1	0	2	1	0	3	2		9
C	5	NGR - Nigeria		0	1	0	0	5	0	2	1		9
	5	GUY - Guyana	*	2	0	3	3	0	5	0	0		13
D	5	UKR - Ukraine	*	6	2	0	5	0	4	X	X		17
	5	CRO - Croatia		0	0	1	0	1	0	X	X		2
E	5	SLO - Slovenia	*	1	0	0	0	0	1	0	X		2
	5	AUT - Austria		0	3	1	1	1	0	1	X		7

Standings after Round Robin

Group A					Group B				
Rank	Team	Games	Wins	Losses	Rank	Team	Games	Wins	Losses
1	CHN - China	6	6	0 Q	1	NZL - New Zealand	6	6	0 Q
2	FRA - France	6	5	1 Q	2	NED - Netherlands	6	5	1 Q
3	TPE - Chinese Taipei	6	3	3 w1	3	LAT - Latvia	6	4	2
4	LTU - Lithuania	6	3	3 w0	4	POL - Poland	6	3	3
5	WAL - Wales	6	2	4 w1	5	IRL - Ireland	6	2	4
6	POR - Portugal	6	2	4 w0	6	MEX - Mexico	6	1	5
7	IND - India	6	0	6	7	ROU - Romania	6	0	6

Group C					Group D				
Rank	Team	Games	Wins	Losses	Rank	Team	Games	Wins	Losses
1	FIN - Finland	5	5	0 Q	1	ESP - Spain	5	5	0 Q
2	AUT - Austria	5	4	1 Q	2	TUR - Türkiye	5	4	1 Q
3	KAZ - Kazakhstan	5	3	2	3	HKG - Hong Kong	5	3	2
4	SLO - Slovenia	5	2	3	4	UKR - Ukraine	5	2	3
5	GUY - Guyana	5	1	4	5	SVK - Slovakia	5	1	4
6	NGR - Nigeria	5	0	5	6	CRO - Croatia	5	0	5

Legend:			
<input type="checkbox"/>	Power Play	LSFE(*)	Last Stone First End
wn	Number of wins (n) against tied teams	X	Unplayed/unfinished end due to concession
		Q	Qualified for the play-offs

MON 5 DEC 2022
Start Time 16:00

Round Robin Session 13

Session Results and Standings

Sheet	Game	Team	LSFE	1	2	3	4	5	6	7	8	Extra Ends	Total
A	6	NED - Netherlands		2	0	0	5	1	4	X	X		12
	6	MEX - Mexico	*	0	1	1	0	0	0	X	X		2
B	6	TPE - Chinese Taipei	*	0	0	0	3	1	0	3	X		7
	6	POR - Portugal		1	3	4	0	0	1	0	X		9
C	6	IND - India		1	0	0	0	0	1	0	X		2
	6	LTU - Lithuania	*	0	3	1	1	0	0	2	X		7
D	6	FRA - France		0	2	0	2	1	0	1	0		6
	6	CHN - China	*	2	0	2	0	0	2	0	2		8
E	6	IRL - Ireland		0	1	0	0	1	0	2	X		4
	6	LAT - Latvia	*	2	0	1	1	0	2	0	X		6
F	6	NZL - New Zealand	*	1	2	1	2	0	2	0	X		8
	6	POL - Poland		0	0	0	0	1	0	2	X		3

Current Standings

Group A					Group B						
Rank	Team	Games	Wins	Losses	Rank	Team	Games	Wins	Losses		
1	CHN - China	6	6	0	Q	1	NZL - New Zealand	6	6	0	Q
2	FRA - France	6	5	1	Q	2	NED - Netherlands	6	5	1	Q
3	TPE - Chinese Taipei	6	3	3	w1	3	LAT - Latvia	6	4	2	
4	LTU - Lithuania	6	3	3	w0	4	POL - Poland	6	3	3	
5	WAL - Wales	6	2	4	w1	5	IRL - Ireland	6	2	4	
6	POR - Portugal	6	2	4	w0	6	MEX - Mexico	6	1	5	
7	IND - India	6	0	6		7	ROU - Romania	6	0	6	

Group C					Group D						
Rank	Team	Games	Wins	Losses	Rank	Team	Games	Wins	Losses		
1	FIN - Finland	5	5	0	Q	1	ESP - Spain	5	5	0	Q
2	AUT - Austria	4	3	1		2	TUR - Türkiye	4	3	1	Q
3	KAZ - Kazakhstan	5	3	2		3	HKG - Hong Kong	5	3	2	
4	SLO - Slovenia	4	2	2		4	SVK - Slovakia	4	1	3	
5	GUY - Guyana	4	0	4		4	UKR - Ukraine	4	1	3	
5	NGR - Nigeria	4	0	4		6	CRO - Croatia	4	0	4	

Note:
Under WCF rules, tie-breaking rules for standings are not applied until after the last game of the round robin.

Legend:
 Power Play **LSFE(*)** Last Stone First End **Q** Qualified for the play-offs
wn Number of wins (n) against tied teams **X** Unplayed/unfinished end due to concession

Session Results and Standings

Sheet	Game	Team	LSFE	1	2	3	4	5	6	7	8	Extra Ends	Total
B	5	FIN - Finland		3	3	1	3	2	1	X	X		13
	4	SLO - Slovenia	*	0	0	0	0	0	0	X	X		0
C	5	HKG - Hong Kong	*	4	0	4	1	1	0	2	X		12
	4	CRO - Croatia		0	1	0	0	0	2	0	X		3
E	4	TUR - Türkiye		2	0	1	0	0	2	0	X		5
	5	ESP - Spain	*	0	2	0	2	1	0	4	X		9
F	5	KAZ - Kazakhstan	*	1	1	1	1	0	3	0	3		10
	4	NGR - Nigeria		0	0	0	0	1	0	3	0		4

Current Standings

Group A					Group B				
Rank	Team	Games	Wins	Losses	Rank	Team	Games	Wins	Losses
1	CHN - China	5	5	0 Q	1	NZL - New Zealand	5	5	0 Q
1	FRA - France	5	5	0 Q	2	NED - Netherlands	5	4	1 Q
3	TPE - Chinese Taipei	5	3	2	3	LAT - Latvia	5	3	2
4	LTU - Lithuania	5	2	3	3	POL - Poland	5	3	2
5	WAL - Wales	6	2	4	5	IRL - Ireland	5	2	3
6	POR - Portugal	5	1	4	6	MEX - Mexico	5	1	4
7	IND - India	5	0	5	7	ROU - Romania	6	0	6

Group C					Group D				
Rank	Team	Games	Wins	Losses	Rank	Team	Games	Wins	Losses
1	FIN - Finland	5	5	0 Q	1	ESP - Spain	5	5	0 Q
2	AUT - Austria	4	3	1	2	TUR - Türkiye	4	3	1 Q
3	KAZ - Kazakhstan	5	3	2	3	HKG - Hong Kong	5	3	2
4	SLO - Slovenia	4	2	2	4	SVK - Slovakia	4	1	3
5	GUY - Guyana	4	0	4	4	UKR - Ukraine	4	1	3
5	NGR - Nigeria	4	0	4	6	CRO - Croatia	4	0	4

Note:

Under WCF rules, tie-breaking rules for standings are not applied until after the last game of the round robin.

Legend:

Power Play

LSFE(*) Last Stone First End

Q Qualified for the play-offs

X Unplayed/unfinished end due to concession

SAT 3 DEC 2022
Start Time 19:30

Round Robin Session 6

Session Results and Standings

Sheet	Game	Team	LSFE	1	2	3	4	5	6	7	8	Extra	Ends	Total
A	2	IND - India	*	2	2	0	0	0	0	0	X			4
	3	POR - Portugal		0	0	1	2	2	1	2	X			8
B	3	POL - Poland	*	5	2	1	1	1	1	X	X			11
	3	ROU - Romania		0	0	0	0	0	0	X	X			0
C	3	WAL - Wales		1	0	2	0	0	2	0	2	0		7
	2	FRA - France	*	0	1	0	2	2	0	2	0	1		8
D	2	MEX - Mexico	*	1	0	0	0	2	0	X	X			3
	3	IRL - Ireland		0	4	1	4	0	4	X	X			13
E	3	CHN - China	*	3	0	4	0	4	2	X	X			13
	3	LTU - Lithuania		0	1	0	2	0	0	X	X			3
F	2	LAT - Latvia		0	1	1	1	0	0	X	X			3
	3	NED - Netherlands	*	5	0	0	0	1	2	X	X			8

Current Standings

Group A					Group B				
Rank	Team	Games	Wins	Losses	Rank	Team	Games	Wins	Losses
1	CHN - China	3	3	0	1	NZL - New Zealand	2	2	0
2	FRA - France	2	2	0	2	IRL - Ireland	3	2	1
3	TPE - Chinese Taipei	2	1	1	2	NED - Netherlands	3	2	1
4	LTU - Lithuania	3	1	2	4	LAT - Latvia	2	1	1
4	POR - Portugal	3	1	2	4	MEX - Mexico	2	1	1
4	WAL - Wales	3	1	2	6	POL - Poland	3	1	2
7	IND - India	2	0	2	7	ROU - Romania	3	0	3
Group C					Group D				
Rank	Team	Games	Wins	Losses	Rank	Team	Games	Wins	Losses
1	FIN - Finland	2	2	0	1	ESP - Spain	2	2	0
2	AUT - Austria	3	2	1	1	TUR - Türkiye	2	2	0
3	SLO - Slovenia	1	1	0	3	HKG - Hong Kong	2	1	1
4	KAZ - Kazakhstan	2	1	1	3	SVK - Slovakia	2	1	1
5	GUY - Guyana	2	0	2	5	CRO - Croatia	2	0	2
5	NGR - Nigeria	2	0	2	5	UKR - Ukraine	2	0	2

Note:
Under WCF rules, tie-breaking rules for standings are not applied until after the last game of the round robin.

Legend:
 Power Play **LSFE(*)** Last Stone First End **X** Unplayed/unfinished end due to concession

SAT 3 DEC 2022
Start Time 12:30

Round Robin Session 4

Session Results and Standings

Sheet	Game	Team	LSFE	1	2	3	4	5	6	7	8	Extra Ends	Total
A	2	LTU - Lithuania	*	2	0	0	0	0	2	2	2		8
	2	WAL - Wales		0	2	1	1	1	0	0	0		5
B	2	NED - Netherlands	*	1	0	0	2	1	0	0	0		4
	2	NZL - New Zealand		0	1	1	0	0	3	1	2		8
C	2	CHN - China		1	0	5	0	2	2	0	X		10
	2	TPE - Chinese Taipei	*	0	1	0	1	0	0	2	X		4
D	1	LAT - Latvia		0	1	0	1	1	1	1	2		7
	2	POL - Poland	*	1	0	2	0	0	0	0	0		3
E	2	POR - Portugal	*	1	1	0	0	1	0	0	0		3
	1	FRA - France		0	0	1	1	0	1	1	1		5
F	2	ROU - Romania		0	2	0	2	0	2	1	0		7
	2	IRL - Ireland	*	2	0	4	0	1	0	0	1		8

Current Standings

Group A				Group B					
Rank	Team	Games	Wins	Losses	Rank	Team	Games	Wins	Losses
1	CHN - China	2	2	0	1	NZL - New Zealand	2	2	0
2	FRA - France	1	1	0	2	LAT - Latvia	1	1	0
3	LTU - Lithuania	2	1	1	2	MEX - Mexico	1	1	0
3	TPE - Chinese Taipei	2	1	1	4	IRL - Ireland	2	1	1
3	WAL - Wales	2	1	1	4	NED - Netherlands	2	1	1
6	IND - India	1	0	1	6	POL - Poland	2	0	2
7	POR - Portugal	2	0	2	6	ROU - Romania	2	0	2
Group C				Group D					
Rank	Team	Games	Wins	Losses	Rank	Team	Games	Wins	Losses
1	FIN - Finland	1	1	0	1	ESP - Spain	1	1	0
1	SLO - Slovenia	1	1	0	1	HKG - Hong Kong	1	1	0
3	AUT - Austria	2	1	1	1	TUR - Türkiye	1	1	0
3	KAZ - Kazakhstan	2	1	1	4	SVK - Slovakia	2	1	1
5	GUY - Guyana	1	0	1	5	UKR - Ukraine	1	0	1
5	NGR - Nigeria	1	0	1	6	CRO - Croatia	2	0	2

Note:
Under WCF rules, tie-breaking rules for standings are not applied until after the last game of the round robin.

Legend:
 Power Play **LSFE(*)** Last Stone First End **X** Unplayed/unfinished end due to concession

Session Results and Standings

Sheet	Game	Team	LSFE	1	2	3	4	5	6	7	8	Extra Ends	Total
A	1	CHN - China	*	4	0	2	0	3	3	X	X		12
	1	IND - India		0	1	0	1	0	0	X	X		2
B	1	NZL - New Zealand		0	3	1	0	1	1	2	0		8
	1	IRL - Ireland	*	1	0	0	3	0	0	0	3		7
C	1	POR - Portugal	*	1	0	0	0	1	0	0	X		2
	1	WAL - Wales		0	1	1	1	0	2	1	X		6
D	1	POL - Poland		0	2	0	2	0	1	0	0		5
	1	NED - Netherlands	*	2	0	1	0	1	0	4	1		9
E	1	LTU - Lithuania		0	2	0	2	0	0	0	1		5
	1	TPE - Chinese Taipei	*	1	0	1	0	2	1	1	0		6
F	1	MEX - Mexico	*	2	0	0	4	0	4	2	X		12
	1	ROU - Romania		0	2	1	0	3	0	0	X		6

Current Standings

Group A					Group B				
Rank	Team	Games	Wins	Losses	Rank	Team	Games	Wins	Losses
1	CHN - China	1	1	0	1	MEX - Mexico	1	1	0
1	TPE - Chinese Taipei	1	1	0	1	NED - Netherlands	1	1	0
1	WAL - Wales	1	1	0	1	NZL - New Zealand	1	1	0
4	IND - India	1	0	1	4	IRL - Ireland	1	0	1
4	LTU - Lithuania	1	0	1	4	POL - Poland	1	0	1
4	POR - Portugal	1	0	1	4	ROU - Romania	1	0	1
	FRA - France	0				LAT - Latvia	0		
Group C					Group D				
Rank	Team	Games	Wins	Losses	Rank	Team	Games	Wins	Losses
1	FIN - Finland	1	1	0	1	ESP - Spain	1	1	0
1	KAZ - Kazakhstan	1	1	0	1	HKG - Hong Kong	1	1	0
3	AUT - Austria	1	0	1	3	CRO - Croatia	1	0	1
3	GUY - Guyana	1	0	1	3	SVK - Slovakia	1	0	1
	NGR - Nigeria	0				TUR - Türkiye	0		
	SLO - Slovenia	0				UKR - Ukraine	0		

Note:
Under WCF rules, tie-breaking rules for standings are not applied until after the last game of the round robin.

Legend:
 Power Play **LSFE(*)** Last Stone First End **X** Unplayed/unfinished end due to concession

Entry List by Country

As of THU 1 DEC 2022

AUT - Austria		Group C
F	AUGUSTIN Hannah	R
M	REICHEL Martin	R
C	SCHROEDER Bjoern (GER)	
O	-	

CHN - China		Group A
F	SU Tingyu	R
M	LI Menghua	R
C	LI Guangxu	
O	JIA Ye	

CRO - Croatia		Group D
F	BESTAK Petra	R
M	PUFNIK Neven	R
C	-	
O	-	

ESP - Spain		Group D
F	OTAEI Oihane	R
M	UNANUE Mikel	R
C	WILLS David (CAN)	
O	-	

FIN - Finland		Group C
F	IMMONEN Lotta	R
M	SIPILA Markus	R
C	-	
O	-	

FRA - France		Group A
F	SHEVCHUK Kseniya	R
M	MERCIER Eddy	R
C	MERCIER Thierry	
O	-	

GUY - Guyana		Group C
F	HUSSAIN Farzana	R
M	HUSAIN Rayad	R
C	-	
O	-	

HKG - Hong Kong		Group D
F	HUNG Ling-Yue	R
M	CHANG Jason	R
C	COLLINS Rick (CAN)	
O	-	

IND - India		Group A
F	PATEL Richa	R
M	RAJU P. N.	R
C	-	
O	-	

IRL - Ireland		Group B
F	FYFE Alison	R
M	WILSON John	R
C	McCROSSAN Eoin	
O	-	

KAZ - Kazakhstan		Group C
F	KOLYKHALOVA Yekaterina	R
M	ZHUMAGOZHA Adil	R
C	HARDER Armin (CAN)	
NC	KIM Viktor	

LAT - Latvia		Group B
F	BARONE Daina	R
M	VEIDEMANIS Arnis	R
C	-	
O	ROMANAUSKA Agita	

LTU - Lithuania		Group A
F	JURKUTE Mintaute	R
M	RYMEIKIS Paulius	R
C	-	
O	-	

MEX - Mexico		Group B
F	PEREZ ANZURES Angelica	R
M	COHEN Ramy	R
C	GALLAUGHER Robbie (CAN)	
O	-	

NED - Netherlands		Group B
F	BOMAS Lisenka	R
M	GOESGENS Wouter	R
C	LEIBBRANDT Shari	
2C	BOMAS Bob	

NGR - Nigeria		Group C
F	COLE Susana	R
M	COLE T.J.	L
C	GUMLEY Vicky (GBR)	
O	-	

Entry List by Country

As of THU 1 DEC 2022

NZL - New Zealand		Group B
F	SMITH Courtney	R
M	HOOD Anton	R
C	RAMSAY David (GBR)	
O	-	

POL - Poland		Group B
F	WALCZAK Adela	R
M	AUGUSTYNIAK Andrzej	R
C	-	
O	-	

POR - Portugal		Group A
F	GALE SEIXEIRO April	R
M	SEIXEIRO Steve	R
C	SIMPSON Fiona (GBR)	
O	RAFAEL Daniel	

ROU - Romania		Group B
F	TRAILA Iulia	R
M	COLIBAN Allen	R
C	-	
O	-	

SLO - Slovenia		Group C
F	JERE Lea	R
M	ZELINKA Gaber Bor	R
C	ZELINKA Urban	
O	-	

SVK - Slovakia		Group D
F	MAKOVNIKOVA Slavka	R
M	PITONAK Frantisek	R
C	-	
O	-	

TPE - Chinese Taipei		Group A
F	CHOU Amanda	L
M	LIU Brendon	R
C	LIN Ting-Li	
O	-	

TUR - Türkiye		Group D
F	YILDIZ Dilsat	R
M	CAKIR Bilal Omer	R
C	GULTEKIN Mehmet	
O	SEBIN Kenan	

UKR - Ukraine		Group D
F	KOTOVA Anastasiia	R
M	NIKOLOV Eduard	R
C	LILL Erkki (EST)	
O	KOCHYK Iryna	

WAL - Wales		Group A
F	BEEVER Laura	R
M	COOMBS Garry	R
C	POUGHER Richard	
O	-	

Note:

Team members are identified as follows:

F = Female, **M** = Male, **C** = Coach, **2C** = 2nd Team Coach, **NC** = National Coach, **T** = Translator, **O** = Team Official

Legend:

L Left-handed **R** Right-handed



Competition Officials

As of THU 1 DEC 2022

Function	Name	Organisation
WCF President:	WELLING Beau	USA - United States
WCF Head of Competitions:	ROETHLISBERGER Eeva	SUI - Switzerland
WCF Technical Delegates:	MUTCH Laura	SCO - Scotland
Chief Umpire:	SCHLATTER Michael	SUI - Switzerland
Deputy Chief Umpire:	HUCKLE Anja	GER - Germany
Game Umpires:	BRODIE Harry	SCO - Scotland
	PATERSON Kaye	SCO - Scotland
	PATONAI Agnes	HUN - Hungary
	STEWART Jim	SCO - Scotland
Chief Ice Technician:	MUNRO George	SCO - Scotland
Deputy Chief Ice Technician:	SHAW Frazer	SCO - Scotland
Chief Timer:	YEATS Brian	SCO - Scotland
Deputy Chief Timer:	CATELIN Bruno	FRA - France

Competition Schedule

As of THU 1 DEC 2022

Date	Start Time	Session	Sheet A	Sheet B	Sheet C	Sheet	Sheet	Sheet F
FRI 2 DEC	17:15	1	HKG - SVK	GUY - KAZ	AUT - FIN			CRO - ESP
	20:30	2	CHN - IND	NZL - IRL	POR - WAL	POL - NED	LTU - TPE	MEX - ROU
SAT 3 DEC	9:00	3	AUT - KAZ		UKR - TUR	SLO - NGR	CRO - SVK	
	12:30	4	LTU - WAL	NED - NZL	CHN - TPE	LAT - POL	POR - FRA	ROU - IRL
	16:00	5	NGR - FIN	ESP - UKR		GUY - AUT		TUR - HKG
	19:30	6	IND - POR	POL - ROU	WAL - FRA	MEX - IRL	CHN - LTU	LAT - NED
SUN 4 DEC	9:00	7	LAT - NZL	IND - FRA	POL - MEX	LTU - POR	NED - ROU	TPE - WAL
	12:30	8			KAZ - SLO	ESP - HKG	FIN - GUY	SVK - UKR
	16:00	9	IRL - POL	WAL - CHN	ROU - LAT	TPE - IND	NZL - MEX	FRA - LTU
	19:30	10	TUR - CRO	AUT - NGR	ESP - SVK	FIN - KAZ	HKG - UKR	GUY - SLO
MON 5 DEC	9:00	11	FRA - TPE	MEX - LAT	IRL - NED	ROU - NZL	WAL - IND	POR - CHN
	12:30	12		FIN - SLO	HKG - CRO		TUR - ESP	KAZ - NGR
	16:00	13	NED - MEX	TPE - POR	IND - LTU	FRA - CHN	IRL - LAT	NZL - POL
	19:30	14		SVK - TUR	NGR - GUY	UKR - CRO	SLO - AUT	
TUE 6 DEC	10:00	Play-off Games 1 - 4						
	15:00	Play-off Games 5 - 8						
WED 7 DEC	10:00	Play-off Games 9 - 10						

Note:

First named team in each game plays red-handled stones and wears dark coloured upper playing garments.
Please check online for more details and the latest updates.